




# ENVIRONMENTAL PRODUCT DECLARATION



In accordance with ISO 14025 and EN 15804:2012+A2:2019 for

## COREX Sound

Improved Core Density For Sound Insulation  
12.5 mm and 15 mm thick Plasterboard

**Programme:**

The International EPD® System  
[www.environdec.com](http://www.environdec.com)

**S-P Code:**

S-P-04066

**Programme Operator:**

EPD International AB

**Publication Date:**

27-09-2021

**Local Operator:**

EPD Turkey

**Validity Date:**

26-09-2026

# Programme Information

## Programme

EPD Turkey, managed and run by:

SÜRATAM  
Turkish Centre for Sustainable Production  
Research & Design, [www.suratam.org](http://www.suratam.org)

Nef 09 B Blok No:7/15 34415  
Kagithane/Istanbul, Turkey

[www.epdturkey.org](http://www.epdturkey.org)  
[info@epdturkey.org](mailto:info@epdturkey.org)

The International EPD® System

EPD International AB  
Box 210 60 SE-100 31  
Stockholm, Sweden

[www.environdec.com](http://www.environdec.com)  
[info@environdec.com](mailto:info@environdec.com)

---

Product Category Rules (PCR): 2019:14 Version 1.11, 2021-02-05, Construction Products and CPC 54 Construction Services, EN 15804:2012 + A2:2019 Sustainability of Construction Works

---

Independent third-party verification of the declaration and data, according to ISO 14025:2006:

EPD process certification

EPD verification

---

**Third party verifier:** Prof. Vladimír Kocí

**Approved by:** The International EPD® System

---

Procedure for follow-up of data during EPD validity involves third party verifier:

Yes

No

*The EPD owner has the sole ownership, liability, and responsibility for the EPD. EPDs within the same product category but from different programmes may not be comparable. EPDs of construction products may not be comparable if they do not comply with EN 15804.*

# About the Company

DALSAN is an ineradicable company almost as old as Turkish Republic, commenced the fabrication of plaster in industrial level for our country that plaster was formerly used as a healthy, durable and material of construction individually since 9000's B.C. in Anatolia.

DALSAN has developed first workshop establishment from fabrication of teeth plaster by baking and pestling them in neighborhood bakery oven, commenced on 1932.

Today, DALSAN Alçı has fabrication capacity of more then 1 million ton of gypsum and cement based products by using modern and high technology in facilities location in Gebze and Ankara. Additionally, galvanized profiles used in drywall systems are also fabricated in these facilities.

DALSAN increases the share in market by the aim of true and qualified product delivery to customers as well as qualified and honesty based fabrication.

DALSAN succeeded to become a constantly learning institution by caring and monitoring tendencies, expectations, different acknowledges of sector. Importance given on learning among structure of company provides a basis to variety of product range and meet demands of consumers effectively. Continuous learning habit dominant in DALSAN accompanied with information and talent constitutes the most important dynamic of a better and eco-friendly fabrication.

DALSAN is a manufacturer with high export potential due to its location. Today, DALSAN exports to almost 70 countries in the world from both Gebze and Ankara plants.


DALSAN certifies that the goods and services to its customers are supplied with the internationally accepted ISO 9001 Quality Management System. Together with ISO 9001 Quality Management, DALSAN follows and applies ISO 14001 Environmental Management System.

Prior aim of DALSAN for the future is, to be on the top of the line in the technological competition made in plaster and plaster board fabrication by developing the fabrication more and more. Under favour of accumulation of knowledge and importance given to research and development studies, we offer all the needs of a construction from floor to roof.



# Product Information

**COREX Sound** is a plasterboard that is used for construction of partition walls, drywall lining and suspended ceiling where greater levels of sound insulation are required. **COREX Sound** plasterboard is 12.5 and 15 mm thick and complies with EN 520. The long edges are slightly tapered and the ends are square cut with smooth finish. **COREX Sound** is more than 35% heavier compared with standard COREX plasterboards. **COREX Sound** with 100% recycled blue facer folds around the long edges and the back is covered by strong gray paper liner.



## Applications

Houses, office and administration buildings, business and shopping centers, hotels, repair and renewal works.

## Composition

Dalsan **COREX Sound** is produced from calcium sulphate hemihydrate ( $\text{CaSO}_4 \cdot 2\text{H}_2\text{O}$ ), paper, water and additives. The distribution of the composition is given in the table on the right.

After production, the final products are packed with plastic strip etc.

Raw Material	% by weight
Hemihydrate	50-60
Water	35-45
Paper Liner	0-5
Additives	0-5

## Technical Specifications

Properties	Unit	Standard	Value
Type	-	EN 520+A1	D
Reaction to fire	class	EN 520+A1	A2-s1,d0
Dry Density	kg/m <sup>3</sup>	EN 520+A1	~ 865
Thermal Conductivity	W/m.K	EN 520+A1	0.25

# LCA Information

**Declared Unit** 1 m<sup>2</sup> of **COREX Sound**  
Plasterboard

**Time Representativeness** 2020

**Database(s) and LCA Software Used** Ecoinvent 3.6, SimaPro 9.1

The inventory for the LCA study is based on the 2020 production figures for **COREX Sound** by DALSAN production plants in Gebze and Ankara, Turkey.

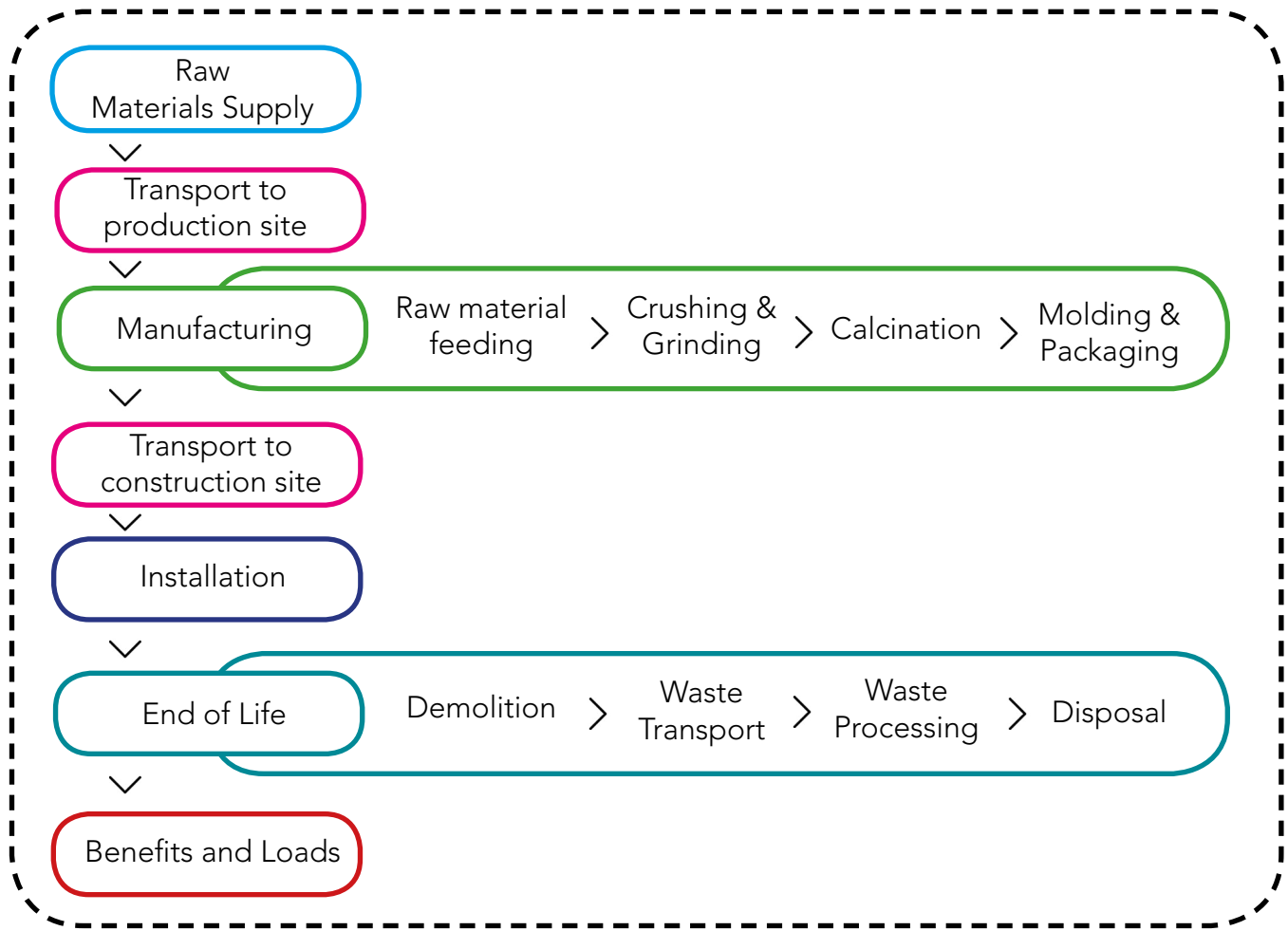
This EPD's system boundary is cradle to grave. The results of the LCA with the indicators as per EPD requirement are given in the following tables for product manufacture (A1, A2, A3), construction process stage (A4, A5), end of life stage (C1, C2, C3, C4) and benefits and load stage (D).

The system boundaries in tabular form for all modules are shown in the table above.

Product Stage			Construction Process Stage		Use Stage							End of Life Stage			Benefits and Loads	
Raw Material Supply	Transport	Manufacturing	Transport	Construction Installation	Use	Maintenance	Repair	Replacement	Refurbishment	Operational Energy Use	Operational Water Use	Deconstruction, demolition	Transport	Waste Processing	Disposal	Future reuse, recycling or energy recovery potentials
A1	A2	A3	A4	A5	B1	B2	B3	B4	B5	B6	B7	C1	C2	C3	C4	D
X	X	X	X	X	ND	ND	ND	ND	ND	ND	ND	X	X	X	X	X

X = Included in LCA, ND = Not Declared

# System Boundary



----- System Boundary

## A1: Raw Material Supply

Production starts with raw materials mainly locally sourced but some transported from other parts of the world. 'Raw material supply' includes raw material extraction and pre-treatment processes before production.

## A2: Transportation to Production Site

Transport is relevant for delivery of raw materials and other materials to the plant and the transport of materials within the plant. Transport of raw materials to production site is taken as the weight average values for transport from raw materials supplier in 2020.

## A3: Manufacturing

Manufacturing starts with stucco preparation, gypsum mineral ( $\text{CaSO}_4 \cdot 2\text{H}_2\text{O}$ ) is grinded and heated to remove 75% of combined water, resulting in the formation of stucco (calcium sulphate hemihydrate) ( $\text{CaSO}_4 \cdot \frac{1}{2}\text{H}_2\text{O}$ ). After calcination, the gypsum slurry is formed by mixing dry powder with excess water and additives. The slurry then spread between two paper liners. Once it is formed, it is cut automatically with knife mechanism ready to be transferred to dryers to remove the excess water by heating. During this time the slurry solidifies and the plasterboard is then trimmed. Finally, after quality control, the end products are packaged and ready to dispatch. Electric energy, natural gas and diesel for generators are consumed during the manufacturing. Part of the electrical energy used is provided by solar panels.



#### **A4: Transport From the Gate to the Site**

Transport of final product to construction site is taken as the weight average values for transport to customers in 2020. According to DALSAN sales figures, the transportation distance is assumed as 350 km roadway with a lorry.

#### **A5: Installation**

Installation of DALSAN gypsum boards can be done with metal studs, joint tape and screws, depending on the area of use.

#### **C1 : Deconstruction and Demolition**

There is no energy use during uninstallation, manpower and some tools are sufficient.

#### **C2 : Transport**

This stage includes the transportation of the discarded plasterboards to final disposal. Average distance from demolition site to waste processing site for final disposal is assumed to be 100 km.

#### **C3 : Waste Processing**

If the wastes are going to landfill or to be inert filler, there is no need for any waste process.

#### **C4 : Disposal**

All gypsum based plasterboards end up at construction and demolition waste landfills as their final fate and modelled as such in the LCA.

#### **D : Benefits and Loads**

No potential benefits of recycling and re-use were taken into account in the current LCA report. Only the benefit due to the recycling of the packaging has been calculated.



# More Information

## **Allocations**

Water consumption, energy consumption and raw material transportation were weighted according to 2020 production figures.

In addition, hazardous and non-hazardous waste amounts were also allocated from the 2020 total waste generation.

## **Cut-Off Criteria**

1% cut-off applied. Data for elementary flows to and from the product system contributing to a minimum of 99% of the declared environmental impacts have been included.

## **REACH Regulation**

No substances included in the Candidate List of Substances of Very High Concern for authorization under the REACH regulations are present in this product either above the threshold for registration with the European Chemicals Agency or above 0.1% (wt/wt).

## **LCA Modelling, Calculation and Data Quality**

The results of the LCA with the indicators as per EPD requirement are given in the LCA result tables. All energy calculations were obtained using Cumulative Energy Demand (LHV) methodology, while fresh water use is calculated with selected inventory flows in SimaPro according to the PCR.


There are no co-product allocations within the LCA study underlying this EPD.

The SimaPro 9.1 LCA software and the Ecoinvent 3.6 LCA database were used to calculate the environmental impacts. The regional energy datasets were used for all energy calculations.

## **Geographical Scope**

The geographical scope of this EPD is global.

*For more information and related documents as technical data sheet, application manual, declarations of performance and any certificates, please click or scan the QR code.*







# LCA Results

# Environmental Impacts

for 1 m<sup>2</sup> of **COREX Sound** 12.5 mm Plasterboard

Impact Category	Unit	A1-A3	A4	C1	C2	C3	C4	D
GWP - Fossil	kg CO <sub>2</sub> eq	2.48	0.344	0.134	0.638	0.098	0.084	-0.001
GWP - Biogenic	kg CO <sub>2</sub> eq	-0.528	250E-6	0.002	0.006	71.5E-6	168E-6	-6.06E-6
GWP - Luluc	kg CO <sub>2</sub> eq	0.006	101E-6	66.3E-6	0.006	28.7E-6	23.6E-6	-328E-9
GWP - Total	kg CO <sub>2</sub> eq	1.96	0.345	0.136	0.649	0.099	0.085	-0.001
ODP	kg CFC-11 eq	363E-9	81.0E-9	7.04E-9	18.0E-9	23.1E-9	34.8E-9	-21.6E-12
AP	mol H+ eq	0.009	0.001	0.001	0.004	414E-6	0.001	-4.65E-6
EP - Freshwater	kg P eq	0.001	24.4E-6	36.2E-6	0.001	6.97E-6	8.68E-6	-180E-9
*EP - Freshwater	kg PO <sub>4</sub> eq	0.002	74.6E-6	111E-6	0.002	21.3E-6	26.6E-6	-552E-9
EP - Marine	kg N eq	0.002	440E-6	135E-6	0.001	126E-6	277E-6	-808E-9
EP - Terrestrial	mol N eq	0.024	0.005	0.001	0.006	0.001	0.003	-8.59E-6
POCP	kg NMVOC	0.007	0.002	432E-6	0.002	442E-6	0.001	-4.11E-6
ADPE	kg Sb eq	28.6E-6	5.88E-6	6.99E-6	1.54E-6	1.68E-6	773E-9	-11.6E-9
ADPF	MJ	37.9	5.36	0.974	7.01	1.53	2.36	-0.049
WDP	m <sup>3</sup> depriv.	1.53	0.017	0.014	0.298	0.005	0.106	-0.001
PM	disease inc.	119E-9	31.2E-9	7.00E-9	17.9E-9	8.92E-9	15.6E-9	-40.7E-12
IR	kBq U-235 eq	0.157	0.027	0.005	0.009	0.008	0.011	-69.8E-6
ETP - FW	CTUe	70.4	4.27	3.35	6.13	1.22	1.53	-0.006
HTTP - C	CTUh	722E-12	105E-12	282E-12	75.9E-12	113E-12	35.4E-12	-265E-15
HTTP - NC	CTUh	24.3E-9	4.85E-9	4.01E-9	3.63E-9	5.39E-9	1.09E-9	-7.92E-12
SQP	Pt	92.3	6.14	1.35	0.272	1.18	4.95	-0.001
Acronyms	GWP-total: Climate change, GWP-fossil: Climate change- fossil, GWP-biogenic: Climate change - biogenic, GWP-luluc: Climate change - land use and transformation, ODP: Ozone layer depletion, AP: Acidification terrestrial and freshwater, EP-freshwater: Eutrophication freshwater, EP-marine: Eutrophication marine, EP-terrestrial: Eutrophication terrestrial, POCP: Photochemical oxidation, ADPE: Abiotic depletion - elements, ADPF: Abiotic depletion - fossil resources, WDP: Water scarcity, PM: Respiratory inorganics - particulate matter, IR: Ionising radiation, ETP-FW: Ecotoxicity freshwater, HTP-c: Cancer human health effects, HTP-nc: Non-cancer human health effects, SQP: Land use related impacts, soil quality.							
Legend	A1: Raw Material Supply, A2: Transport, A3: Manufacturing, A1-A3: Sum of A1, A2, and A3, A4: Transport to Site, A5: Installation, C1: De-Construction, C2: Waste Transport, C3: Waste Processing, C4: Disposal, D: Benefits and Loads Beyond the System Boundary.							
Disclaimer 1	This impact category deals mainly with the eventual impact of low dose ionizing radiation on human health of the nuclear fuel cycle. It does not consider effects due to possible nuclear accidents, occupational exposure nor due to radioactive waste disposal in underground facilities. Potential ionizing radiation from the soil, from radon and from some construction materials is also not measured by this indicator.							
Disclaimer 2	The results of this environmental impact indicator shall be used with care as the uncertainties on these results are high or as there is limited experienced with the indicator.							
*Disclaimer 3	EP-freshwater: This indicator has been calculated as "kg P eq" as required in the characterization model. (EUTREND model, Struijs et al, 2009b, as implemented in ReCiPe; <a href="http://eplca.jrc.ec.europa.eu/LCDN/developerEF.xhtml">http://eplca.jrc.ec.europa.eu/LCDN/developerEF.xhtml</a> )							

## Resource Use

### for 1 m<sup>2</sup> of **COREX Sound** 12.5 mm Plasterboard

Impact Category	Unit	A1-A3	A4	C1	C2	C3	C4	D
PERE	MJ	15.9	0.067	0.120	1.68	0.019	0.019	-674E-6
PERM	MJ	0	0	0	0	0	0	0
PERT	MJ	15.9	0.067	0.120	1.68	0.019	0.019	-674E-6
PENRE	MJ	37.9	5.36	974E-3	7.01	1.53	2.36	-48.6E-3
PENRM	MJ	0	0	0	0	0	0	0
PENRT	MJ	37.9	5.36	974E-3	7.01	1.53	2.36	-48.6E-3
SM	kg	0	0	0	0	0	0	0
RSF	MJ	0	0	0	0	0	0	0
NRSF	MJ	0	0	0	0	0	0	0
FW	m <sup>3</sup>	0.030	0.001	0.002	0.003	319E-6	0.003	-2.94E-6
Acronyms	PERE: Use of renewable primary energy excluding resources used as raw materials, PERM: Use of renewable primary energy resources used as raw materials, PERT: Total use of renewable primary energy, PENRE: Use of non-renewable primary energy excluding resources used as raw materials, PENRM: Use of non-renewable primary energy resources used as raw materials, PENRT: Total use of non-renewable primary energy, SM: Secondary material, RSF: Renewable secondary fuels, NRSF: Non-renewable secondary fuels, FW: Net use of fresh water.							
Legend	A1: Raw Material Supply, A2: Transport, A3: Manufacturing, A1-A3: Sum of A1, A2, and A3, A4: Transport to Site, A5: Installation, C1: De-Construction, C2: Waste Transport, C3: Waste Processing, C4: Disposal, D: Benefits and Loads Beyond the System Boundary.							

## Output Flows

### for 1 m<sup>2</sup> of **COREX Sound** 12.5 mm Plasterboard

Impact Category	Unit	A1-A3	A4	A5	C1	C2	C3	C4	D
HWD	kg	20.5E-6	0	0	0	0	0	0	0
NHWD	kg	191E-6	0	0	0	0	0	0	0
RWD	kg	0	0	0	0	0	0	0	0
CRU	kg	0	0	0	0	0	0	0	0
MFR	kg	0	0	0	0	0	0	0	0
MER	kg	0	0	0	0	0	0	0	0
EE (Electrical)	MJ	0	0	0	0	0	0	0	0
EE (Thermal)	MJ	0	0	0	0	0	0	0	0
Acronyms	HWD: Hazardous waste disposed, NHWD: Non-hazardous waste disposed, RWD: Radioactive waste disposed, CRU: Components for reuse, MFR: Material for recycling, MER: Materials for energy recovery, EE (Electrical): Exported energy electrical, EE (Thermal): Exported energy, Thermal.								
Legend	A1: Raw Material Supply, A2: Transport, A3: Manufacturing, A1-A3: Sum of A1, A2, and A3, A4: Transport to Site, A5: Installation, C1: De-Construction, C2: Waste Transport, C3: Waste Processing, C4: Disposal, D: Benefits and Loads Beyond the System Boundary.								

# Environmental Impacts

for 1 m<sup>2</sup> of **COREX Sound** 15 mm Plasterboard

Impact Category	Unit	A1-A3	A4	C1	C2	C3	C4	D
GWP - Fossil	kg CO <sub>2</sub> eq	2.84	0.407	0.134	0.754	0.116	0.100	-0.001
GWP - Biogenic	kg CO <sub>2</sub> eq	-0.531	296E-6	0.002	0.007	84.5E-6	199E-6	-6.6E-6
GWP - Luluc	kg CO <sub>2</sub> eq	0.007	119E-6	66.3E-6	0.007	34.0E-6	28.0E-6	-357E-9
GWP - Total	kg CO <sub>2</sub> eq	2.32	0.408	0.136	0.768	0.117	0.101	-0.001
ODP	kg CFC-11 eq	422E-9	95.8E-9	7.04E-9	21.3E-9	27.4E-9	41.3E-9	-23.5E-12
AP	mol H <sup>+</sup> eq	0.010	0.002	0.001	0.005	489E-6	0.001	-5.06E-6
EP - Freshwater	kg P eq	0.001	28.8E-6	36.2E-6	0.001	8.24E-6	10.3E-6	-196E-9
*EP - Freshwater	kg PO <sub>4</sub> eq	0.002	88.3E-6	111E-6	0.002	25.2E-6	31.5E-6	-601E-9
EP - Marine	kg N eq	0.002	0.001	135E-6	0.001	149E-6	330E-6	-880E-9
EP - Terrestrial	mol N eq	0.027	0.006	0.001	0.007	0.002	0.004	-9.4E-6
POCP	kg NMVOC	0.008	0.002	432E-6	0.002	0.001	0.001	-4.48E-6
ADPE	kg Sb eq	30.3E-6	6.95E-6	6.99E-6	1.82E-6	1.99E-6	919E-9	-12.6E-9
ADPF	MJ	43.7	6.34	0.974	8.29	1.81	2.81	-0.053
WDP	m <sup>3</sup> depriv.	1.64	0.021	0.014	0.353	0.006	0.126	-0.001
PM	disease inc.	130E-9	36.9E-9	7.00E-9	21.2E-9	10.5E-9	18.5E-9	-44.3E-12
IR	kBq U-235 eq	0.170	0.032	0.005	0.011	0.009	0.013	-76.0E-6
ETP - FW	CTUe	76.0	5.05	3.35	7.25	1.44	1.82	-0.007
HTTP - C	CTUh	787E-12	124E-12	282E-12	133E-12	35.5E-12	42.1E-12	-289E-15
HTTP - NC	CTUh	26.8E-9	5.74E-9	4.01E-9	6.37E-9	1.64E-9	1.29E-9	-8.63E-12
SQP	Pt	94.2	7.26	1.35	0.478	2.07	5.89	-0.001
Acronyms	GWP-total: Climate change, GWP-fossil: Climate change- fossil, GWP-biogenic: Climate change - biogenic, GWP-luluc: Climate change - land use and transformation, ODP: Ozone layer depletion, AP: Acidification terrestrial and freshwater, EP-freshwater: Eutrophication freshwater, EP-marine: Eutrophication marine, EP-terrestrial: Eutrophication terrestrial, POCP: Photochemical oxidation, ADPE: Abiotic depletion - elements, ADPF: Abiotic depletion - fossil resources, WDP: Water scarcity, PM: Respiratory inorganics - particulate matter, IR: Ionising radiation, ETP-FW: Ecotoxicity freshwater, HTP-c: Cancer human health effects, HTP-nc: Non-cancer human health effects, SQP: Land use related impacts, soil quality.							
Legend	A1: Raw Material Supply, A2: Transport, A3: Manufacturing, A1-A3: Sum of A1, A2, and A3, A4: Transport to Site, A5: Installation, C1: De-Construction, C2: Waste Transport, C3: Waste Processing, C4: Disposal, D: Benefits and Loads Beyond the System Boundary.							
Disclaimer 1	This impact category deals mainly with the eventual impact of low dose ionizing radiation on human health of the nuclear fuel cycle. It does not consider effects due to possible nuclear accidents, occupational exposure nor due to radioactive waste disposal in underground facilities. Potential ionizing radiation from the soil, from radon and from some construction materials is also not measured by this indicator.							
Disclaimer 2	The results of this environmental impact indicator shall be used with care as the uncertainties on these results are high or as there is limited experienced with the indicator.							
*Disclaimer 3	EP-freshwater: This indicator has been calculated as "kg P eq" as required in the characterization model. (EUTREND model, Struijs et al, 2009b, as implemented in ReCiPe; <a href="http://eplca.jrc.ec.europa.eu/LCDN/developerEF.xhtml">http://eplca.jrc.ec.europa.eu/LCDN/developerEF.xhtml</a> )							

## Resource Use

### for 1 m<sup>2</sup> of **COREX Sound** 15 mm Plasterboard

Impact Category	Unit	A1-A3	A4	C1	C2	C3	C4	D
PERE	MJ	16.1	0.080	0.120	1.98	0.024	0.023	-734E-6
PERM	MJ	0	0	0	0	0	0	0
PERT	MJ	16.1	0.080	0.120	1.98	0.024	0.023	-734E-6
PENRE	MJ	43.7	6.34	974E-3	8.29	1.81	2.81	-52.9E-3
PENRM	MJ	0	0	0	0	0	0	0
PENRT	MJ	43.7	6.34	974E-3	8.29	1.81	2.81	-52.9E-3
SM	kg	0	0	0	0	0	0	0
RSF	MJ	0	0	0	0	0	0	0
NRSF	MJ	0	0	0	0	0	0	0
FW	m <sup>3</sup>	0.034	0.001	0.002	0.003	377E-6	0.003	-3.20E-6
Acronyms	PERE: Use of renewable primary energy excluding resources used as raw materials, PERM: Use of renewable primary energy resources used as raw materials, PERT: Total use of renewable primary energy, PENRE: Use of non-renewable primary energy excluding resources used as raw materials, PENRM: Use of non-renewable primary energy resources used as raw materials, PENRT: Total use of non-renewable primary energy, SM: Secondary material, RSF: Renewable secondary fuels, NRSF: Non-renewable secondary fuels, FW: Net use of fresh water.							
Legend	A1: Raw Material Supply, A2: Transport, A3: Manufacturing, A1-A3: Sum of A1, A2, and A3, A4: Transport to Site, A5: Installation, C1: De-Construction, C2: Waste Transport, C3: Waste Processing, C4: Disposal, D: Benefits and Loads Beyond the System Boundary.							

## Output Flows

### for 1 m<sup>2</sup> of **COREX Sound** 15 mm Plasterboard

Impact Category	Unit	A1-A3	A4	A5	C1	C2	C3	C4	D
HWD	kg	20.5E-6	0	0	0	0	0	0	0
NHWD	kg	191E-6	0	0	0	0	0	0	0
RWD	kg	0	0	0	0	0	0	0	0
CRU	kg	0	0	0	0	0	0	0	0
MFR	kg	0	0	0	0	0	0	0	0
MER	kg	0	0	0	0	0	0	0	0
EE (Electrical)	MJ	0	0	0	0	0	0	0	0
EE (Thermal)	MJ	0	0	0	0	0	0	0	0
Acronyms	HWD: Hazardous waste disposed, NHWD: Non-hazardous waste disposed, RWD: Radioactive waste disposed, CRU: Components for reuse, MFR: Material for recycling, MER: Materials for energy recovery, EE (Electrical): Exported energy electrical, EE (Thermal): Exported energy, Thermal.								
Legend	A1: Raw Material Supply, A2: Transport, A3: Manufacturing, A1-A3: Sum of A1, A2, and A3, A4: Transport to Site, A5: Installation, C1: De-Construction, C2: Waste Transport, C3: Waste Processing, C4: Disposal, D: Benefits and Loads Beyond the System Boundary.								



# References

/GPI/ General Programme Instructions of the International EPD® System. Version 3.0.

/EN ISO 9001/ Quality Management Systems - Requirements

/EN ISO 14001/ Environmental Management Systems - Requirements

/ISO 14020:2000/ Environmental Labels and Declarations — General principles

/EN 15804:2012+A2:2019/ Sustainability of construction works - Environmental Product Declarations — Core rules for the product category of construction products

/ISO 14025/ DIN EN ISO 14025:2009-11: Environmental labels and declarations - Type III environmental declarations — Principles and procedures

/ISO 14040/44/ DIN EN ISO 14040:2006-10, Environmental management - Life cycle assessment - Principles and framework (ISO14040:2006) and Requirements and guidelines (ISO 14044:2006)






/PCR for Construction Products and CPC 54 Construction Services/ Prepared by IVL Swedish Environmental Research Institute, Swedish Environmental Protection Agency, SP Trä, Swedish Wood Preservation Institute, Swedisol, SCDA, Svenskt Limträ AB, SSAB, The International EPD System, 2019:14 Version 1.11 DATE 2019-12-20

/The International EPD® System/ The International EPD® System is a programme for type III environmental declarations, maintaining a system to verify and register EPD®s as well as keeping a library of EPD®s and PCRs in accordance with ISO 14025. [www.environdec.com](http://www.environdec.com)

/Ecoinvent / Ecoinvent Centre, [www.ecoinvent.org](http://www.ecoinvent.org)

/SimaPro/ SimaPro LCA Software, Pré Consultants, the Netherlands, [www.pre-sustainability.com](http://www.pre-sustainability.com)

# Contact Information

Programme	EPD registered through fully aligned regional programme: EPD Turkey: <a href="http://www.epdturkey.org">www.epdturkey.org</a>	The International EPD® System <a href="http://www.environdec.com">www.environdec.com</a>
	 THE INTERNATIONAL EPD® SYSTEM	 THE INTERNATIONAL EPD® SYSTEM
Programme operator	EPD Turkey: SÜRATAM - Turkish Centre for Sustainable Production Research & Design Nef 09 B Blok No:7/15, 34415 Kağıthane / Istanbul, TURKEY  <a href="http://www.epdturkey.org">www.epdturkey.org</a> <a href="mailto:info@epdturkey.org">info@epdturkey.org</a>	EPD International AB Box 210 60 SE-100 31 Stockholm, Sweden  <a href="http://www.environdec.com">www.environdec.com</a> <a href="mailto:info@environdec.com">info@environdec.com</a>
Owner of the declaration	  Dalsan Alçı Sanayi ve Ticaret A.Ş. Kızılcaşar Mahallesi 1184. Cadde No:22/1 İncek 06830 Gölbaşı / Ankara - Turkey	Contact: Fatih Ulutaş Technical Services Manager Phone: +90 (312) 303 49 00  <a href="http://www.dalsan.com.tr">www.dalsan.com.tr</a> <a href="mailto:dalsan@dalsan.com.tr">dalsan@dalsan.com.tr</a>
LCA practitioner	 Sustainability Consulting  Turkey: Lalegül Sok. No:7/18 Kağıthane 34415 4. Levent - Istanbul, Turkey +90 212 281 13 33	United Kingdom: 4 Clear Water Place Oxford OX2 7NL, UK 0 800 722 0185  <a href="http://www.metsims.com">www.metsims.com</a> <a href="mailto:info@metsims.com">info@metsims.com</a>
3rd party verifier		Prof. Vladimír Kocí LCA Studio Šárcecká 5,16000 Prague 6 - Czech Republic <a href="http://www.lcastudio.cz">www.lcastudio.cz</a>

